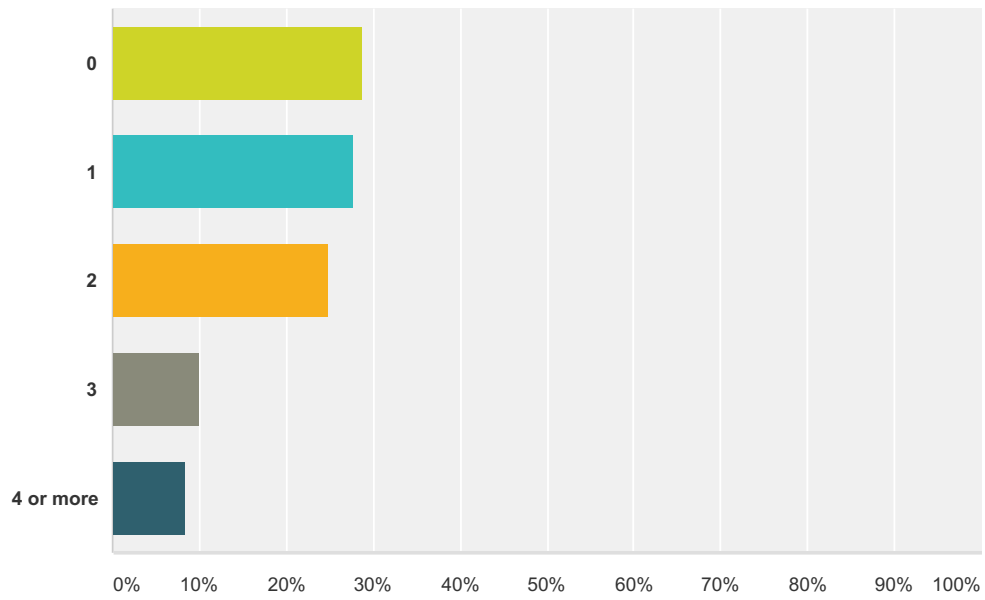


Q1 How many school age (K-12) children do you have?

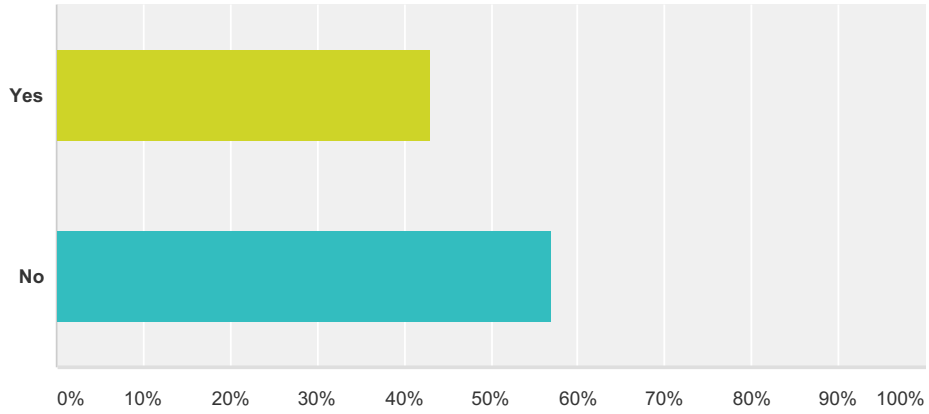
Answered: 1,119 Skipped: 0



Answer Choices	Responses
0	28.87% 323
1	27.70% 310
2	24.93% 279
3	10.10% 113
4 or more	8.40% 94
Total	1,119

Q2 Do you have children younger than school age or hope to have children in the future?

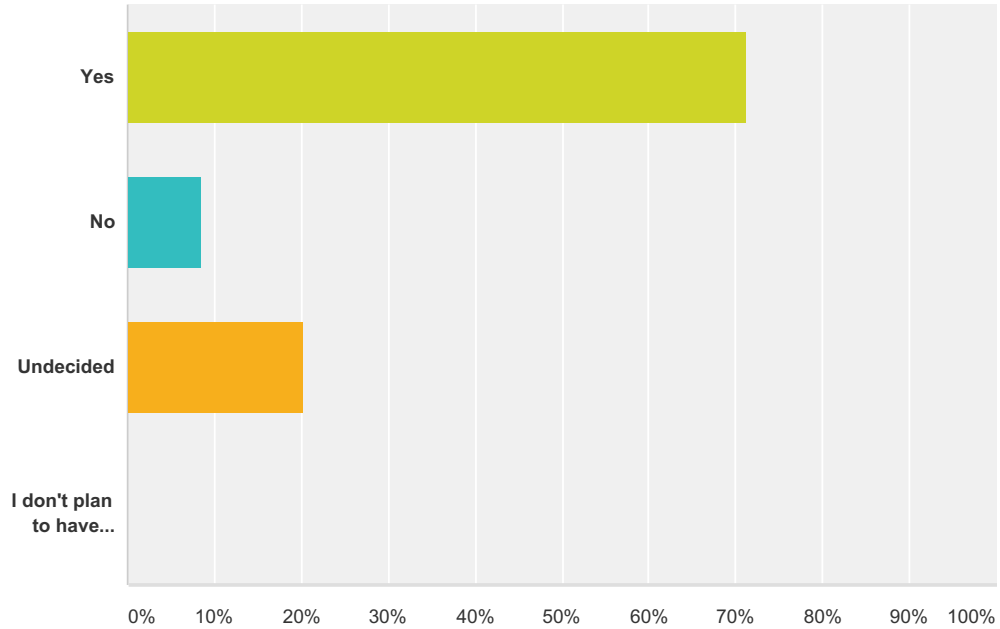
Answered: 298 Skipped: 821



Answer Choices	Responses
Yes	42.95% 128
No	57.05% 170
Total	298

Q3 Do you plan to remain living within Kansas City Public Schools (KCPS) boundaries?

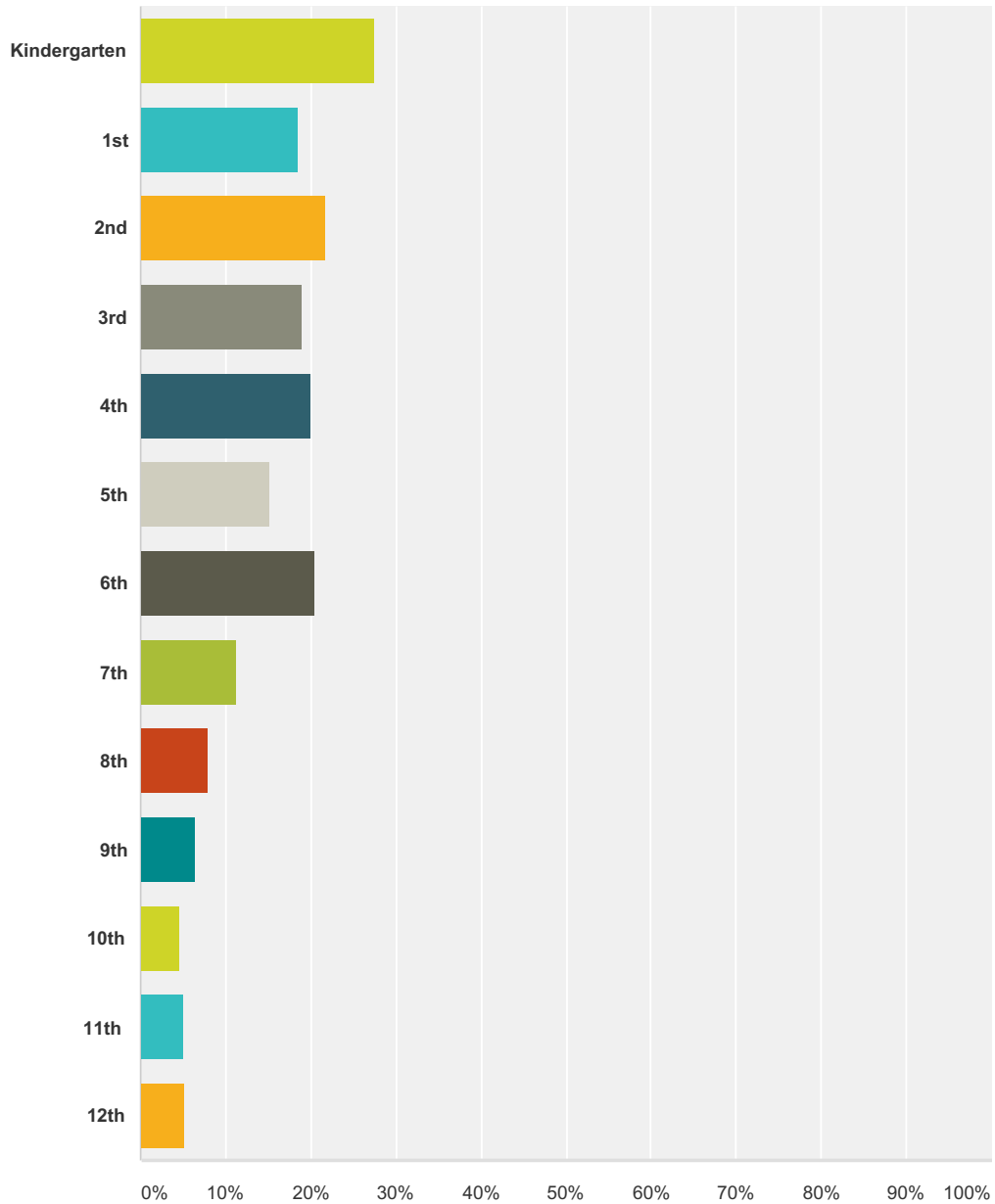
Answered: 305 Skipped: 814



Answer Choices	Responses
Yes	71.15% 217
No	8.52% 26
Undecided	20.33% 62
I don't plan to have children	0.00% 0
Total	305

Q4 What is the grade level(s) your child(ren) is in for the 2016-17 school year? Check all grade levels that apply if you have multiple children.

Answered: 712 Skipped: 407



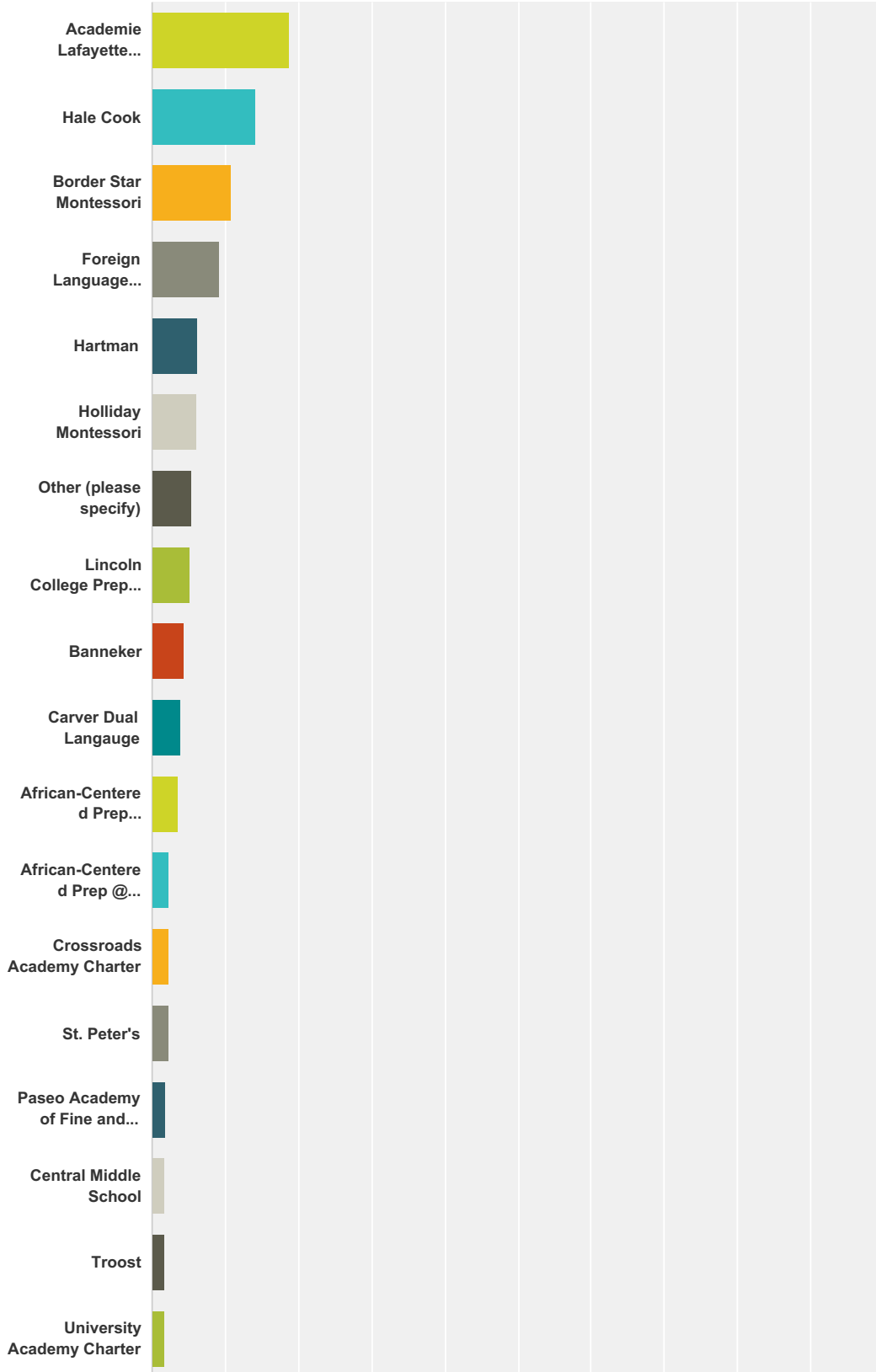
Answer Choices	Responses	Count
Kindergarten	27.53%	196
1st	18.68%	133
2nd	21.77%	155
3rd	19.10%	136

South Middle School Survey

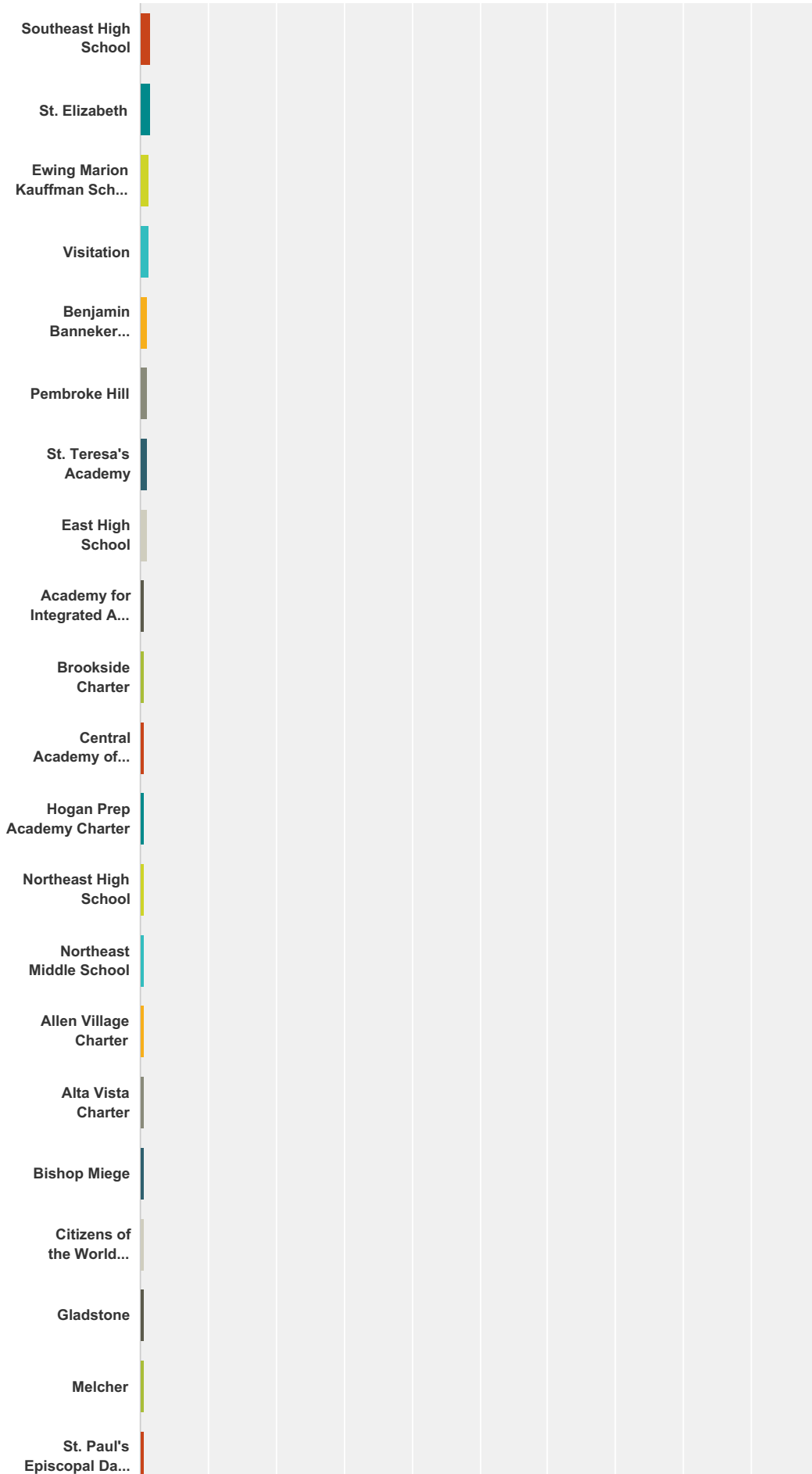
4th	19.94%	142
5th	15.17%	108
6th	20.37%	145
7th	11.24%	80
8th	8.01%	57
9th	6.46%	46
10th	4.63%	33
11th	5.06%	36
12th	5.20%	37
Total Respondents: 712		

Q5 Which school does your child(ren) currently attend? Select all that apply if you have multiple children.

Answered: 713 Skipped: 406



South Middle School Survey



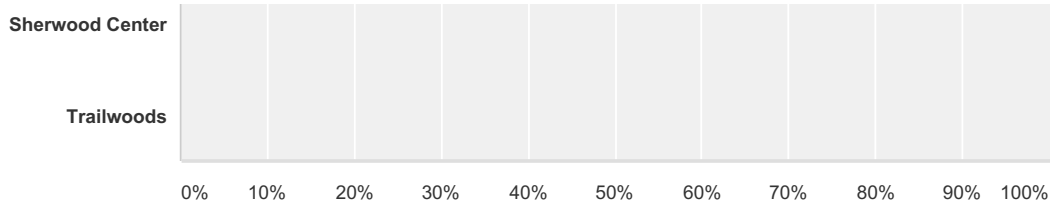
South Middle School Survey

- Cristo Rey
- Frontier School of...
- Kansas City Academy
- Rockhurst High School
- Delasalle Charter
- Kipp Endeavor Academy Charter
- Lutheran High School of...
- Martin Luther King, Jr
- Notre Dame de Sion
- Pathway Academy Charter
- Plaza Academy
- Quality Hill Academy Charter
- Barstow
- Faxon
- Frontier School of...
- Garcia
- Garfield
- Hope Leadership...
- Lee A Tolbert Community...
- Longfellow
- Urban

South Middle School Survey

Christian...										
Wendell Phillips at...										
Wheatley										
Whitefield Academy										
Whittier										
Anderson (Success @...										
Bishop Ward										
City of Fountains										
Della Lamb Charter										
Frontier STEM High School...										
Genesis Promise Acad...										
Gillis Center										
Gordon Parks Charter										
Holy Cross										
James										
Kansas City Neighborhood...										
Knotts (Success @...										
Pitcher										
Providence School of Arts										
Rogers										
Scuola Vita Nuova Charter										

South Middle School Survey



Answer Choices	Responses	
Academie Lafayette Charter	18.79%	134
Hale Cook	14.17%	101
Border Star Montessori	10.80%	77
Foreign Language Academy	9.12%	65
Hartman	6.31%	45
Holliday Montessori	6.03%	43
Other (please specify)	5.33%	38
Lincoln College Prep Academy	5.19%	37
Banneker	4.35%	31
Carver Dual Language	4.07%	29
African-Centered Prep Elementary	3.65%	26
African-Centered Prep @ Southeast	2.24%	16
Crossroads Academy Charter	2.24%	16
St. Peter's	2.24%	16
Paseo Academy of Fine and Performing Arts	1.82%	13
Central Middle School	1.68%	12
Troost	1.68%	12
University Academy Charter	1.68%	12
Southeast High School	1.54%	11
St. Elizabeth	1.54%	11
Ewing Marion Kauffman School Charter	1.26%	9
Visitation	1.26%	9
Benjamin Banneker Charter Academy of Technology	1.12%	8
Pembroke Hill	1.12%	8
St. Teresa's Academy	1.12%	8
East High School	0.98%	7
Academy for Integrated Arts Charter	0.70%	5
Brookside Charter	0.70%	5

South Middle School Survey

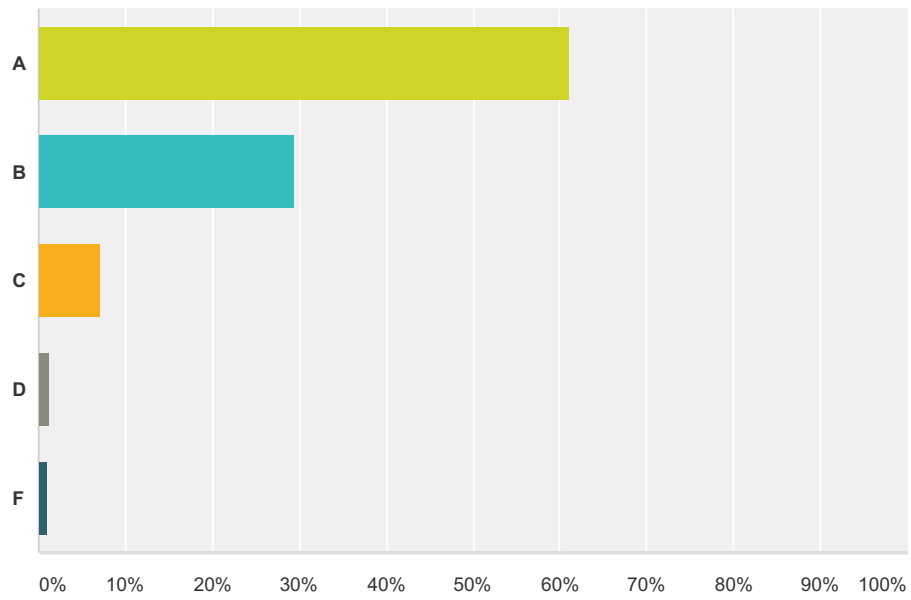
Central Academy of Excellence	0.70%	5
Hogan Prep Academy Charter	0.70%	5
Northeast High School	0.70%	5
Northeast Middle School	0.70%	5
Allen Village Charter	0.56%	4
Alta Vista Charter	0.56%	4
Bishop Miege	0.56%	4
Citizens of the World Charter	0.56%	4
Gladstone	0.56%	4
Melcher	0.56%	4
St. Paul's Episcopal Day School	0.56%	4
Cristo Rey	0.42%	3
Frontier School of Excellence Charter	0.42%	3
Kansas City Academy	0.42%	3
Rockhurst High School	0.42%	3
Delasalle Charter	0.28%	2
Kipp Endeavor Academy Charter	0.28%	2
Lutheran High School of Kansas City	0.28%	2
Martin Luther King, Jr	0.28%	2
Notre Dame de Sion	0.28%	2
Pathway Academy Charter	0.28%	2
Plaza Academy	0.28%	2
Quality Hill Academy Charter	0.28%	2
Barstow	0.14%	1
Faxon	0.14%	1
Frontier School of Innovation Charter	0.14%	1
Garcia	0.14%	1
Garfield	0.14%	1
Hope Leadership Academy Charter	0.14%	1
Lee A Tolbert Community Academy Charter	0.14%	1
Longfellow	0.14%	1
Urban Christian Academy	0.14%	1
Wendell Phillips at Attucks	0.14%	1
Wheatley	0.14%	1
Whitefield Academy	0.14%	1

South Middle School Survey

Whittier	0.14%	1
Anderson (Success @ Anderson)	0.00%	0
Bishop Ward	0.00%	0
City of Fountains	0.00%	0
Della Lamb Charter	0.00%	0
Frontier STEM High School Charter	0.00%	0
Genesis Promise Academy Charter	0.00%	0
Gillis Center	0.00%	0
Gordon Parks Charter	0.00%	0
Holy Cross	0.00%	0
James	0.00%	0
Kansas City Neighborhood Academy Charter	0.00%	0
Knotts (Success @ Knotts)	0.00%	0
Pitcher	0.00%	0
Providence School of Arts	0.00%	0
Rogers	0.00%	0
Scuola Vita Nuova Charter	0.00%	0
Sherwood Center	0.00%	0
Trailwoods	0.00%	0
Total Respondents: 713		

Q6 How would you grade the quality of the school(s) your child(ren) attends?

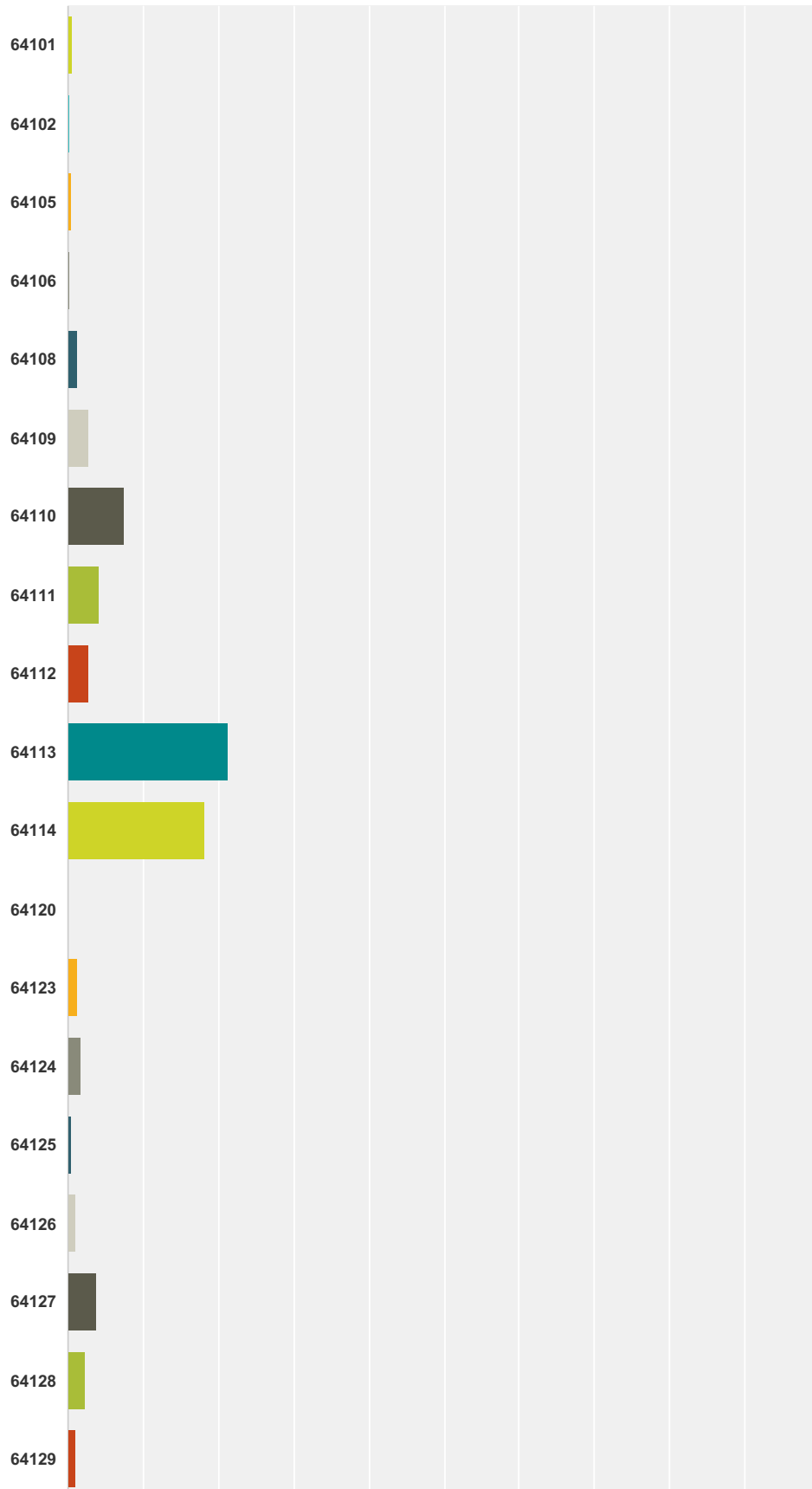
Answered: 709 Skipped: 410



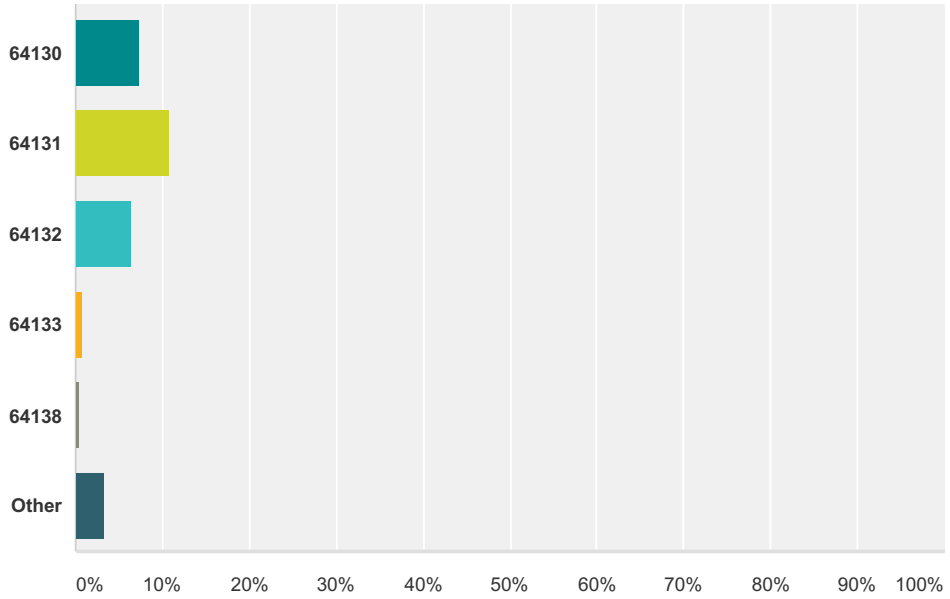
Answer Choices	Responses
A	61.07% 433
B	29.34% 208
C	7.19% 51
D	1.27% 9
F	1.13% 8
Total	709

Q7 What is your current zip code?

Answered: 937 Skipped: 182



South Middle School Survey



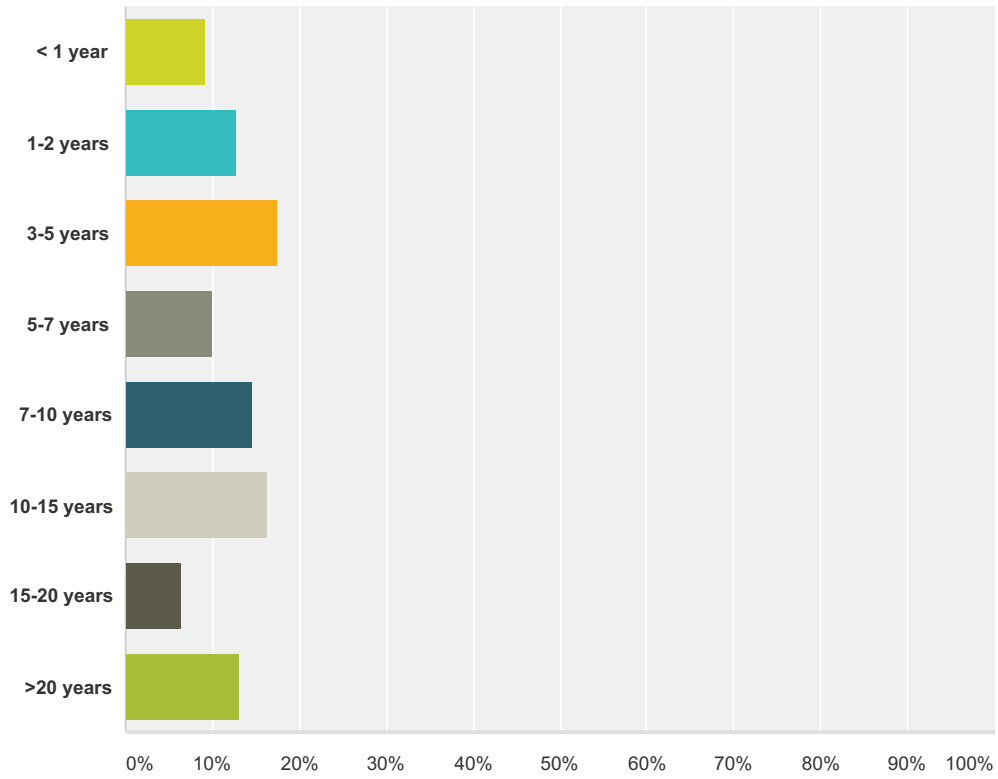
Answer Choices	Responses
64101	0.64% 6
64102	0.21% 2
64105	0.32% 3
64106	0.21% 2
64108	1.17% 11
64109	2.67% 25
64110	7.47% 70
64111	4.16% 39
64112	2.67% 25
64113	21.34% 200
64114	18.25% 171
64120	0.00% 0
64123	1.28% 12
64124	1.71% 16
64125	0.43% 4
64126	0.96% 9
64127	3.84% 36
64128	2.35% 22
64129	1.07% 10
64130	7.36% 69
64131	10.89% 102

South Middle School Survey

64132	6.51%	61
64133	0.75%	7
64138	0.43%	4
Other	3.31%	31
Total		937

Q8 How long have you lived in your current neighborhood?

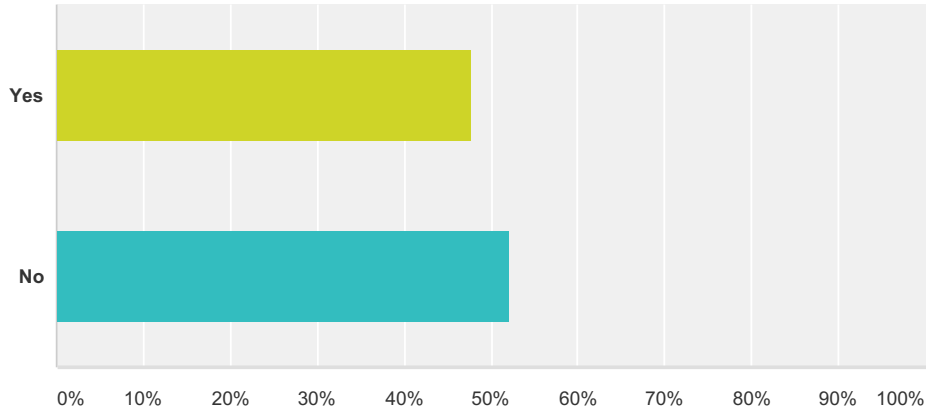
Answered: 928 Skipped: 191



Answer Choices	Responses
< 1 year	9.16% 85
1-2 years	12.72% 118
3-5 years	17.46% 162
5-7 years	10.02% 93
7-10 years	14.55% 135
10-15 years	16.38% 152
15-20 years	6.57% 61
>20 years	13.15% 122
Total	928

Q9 When you moved to this neighborhood, did you consider public schools as part of your criteria when choosing a location?

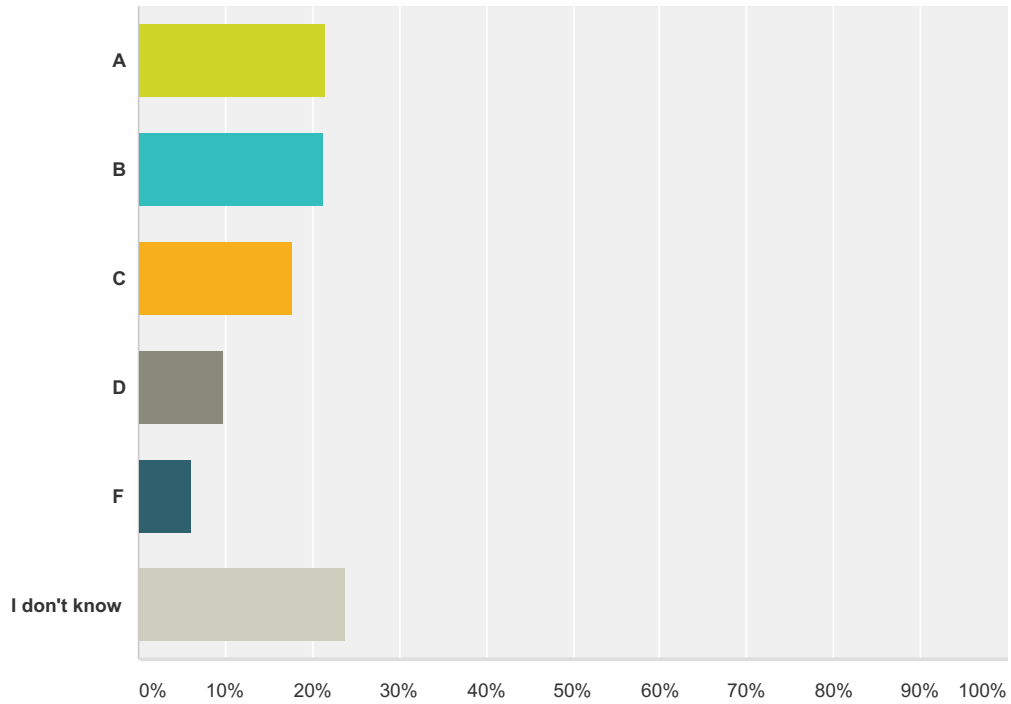
Answered: 916 Skipped: 203



Answer Choices	Responses
Yes	47.82% 438
No	52.18% 478
Total	916

Q10 How would you grade the quality of your neighborhood's Kansas City Public Schools (KCPS) elementary school? For information about KCPS school attendance boundaries for neighborhood schools, go to <http://www.kcpublicschools.org/Page/4620>.

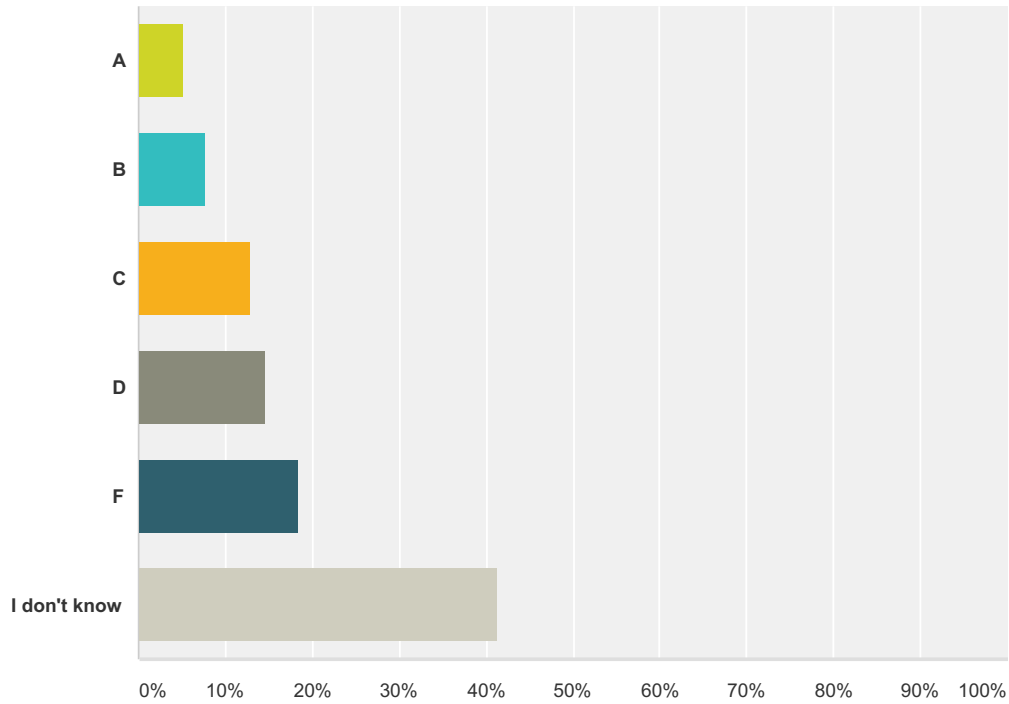
Answered: 918 Skipped: 201



Answer Choices	Responses
A	21.46% 197
B	21.24% 195
C	17.65% 162
D	9.80% 90
F	5.99% 55
I don't know	23.86% 219
Total	918

Q11 How would you grade the quality of your neighborhood's Kansas City Public Schools (KCPS) middle school? For information about KCPS school attendance boundaries for neighborhood schools, go to <http://www.kcpublicschools.org/Page/4620>.

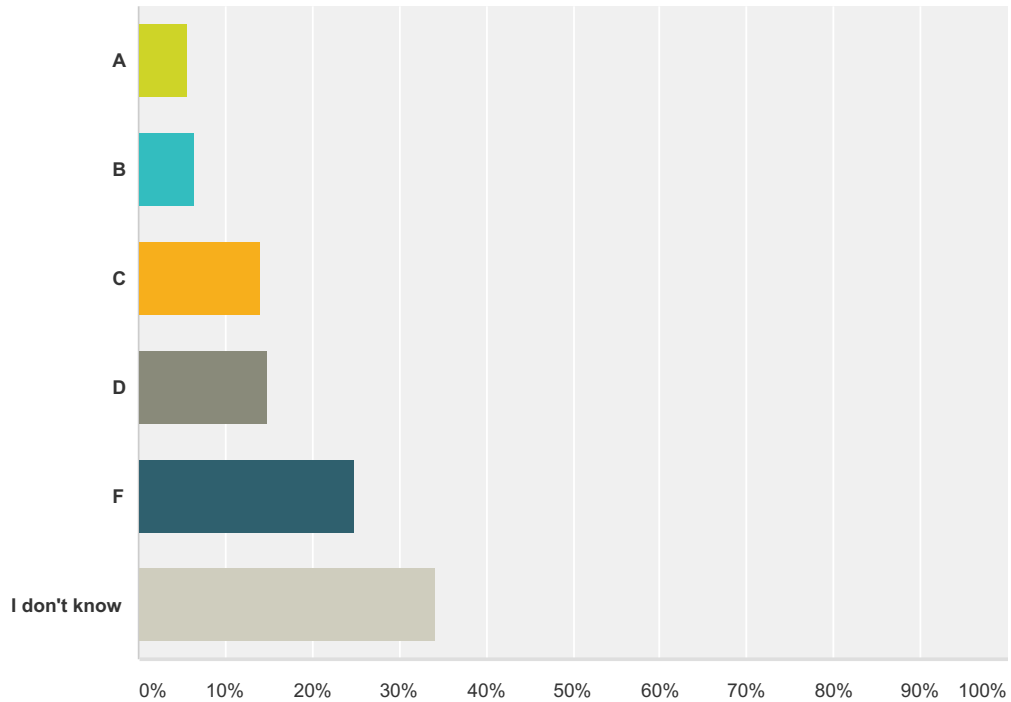
Answered: 903 Skipped: 216



Answer Choices	Responses
A	5.20% 47
B	7.64% 69
C	12.85% 116
D	14.62% 132
F	18.38% 166
I don't know	41.31% 373
Total	903

Q12 How would you grade the quality of your neighborhood's Kansas City Public Schools (KCPS) high school? For information about KCPS school attendance boundaries for neighborhood schools, go to <http://www.kcpublicschools.org/Page/4620>.

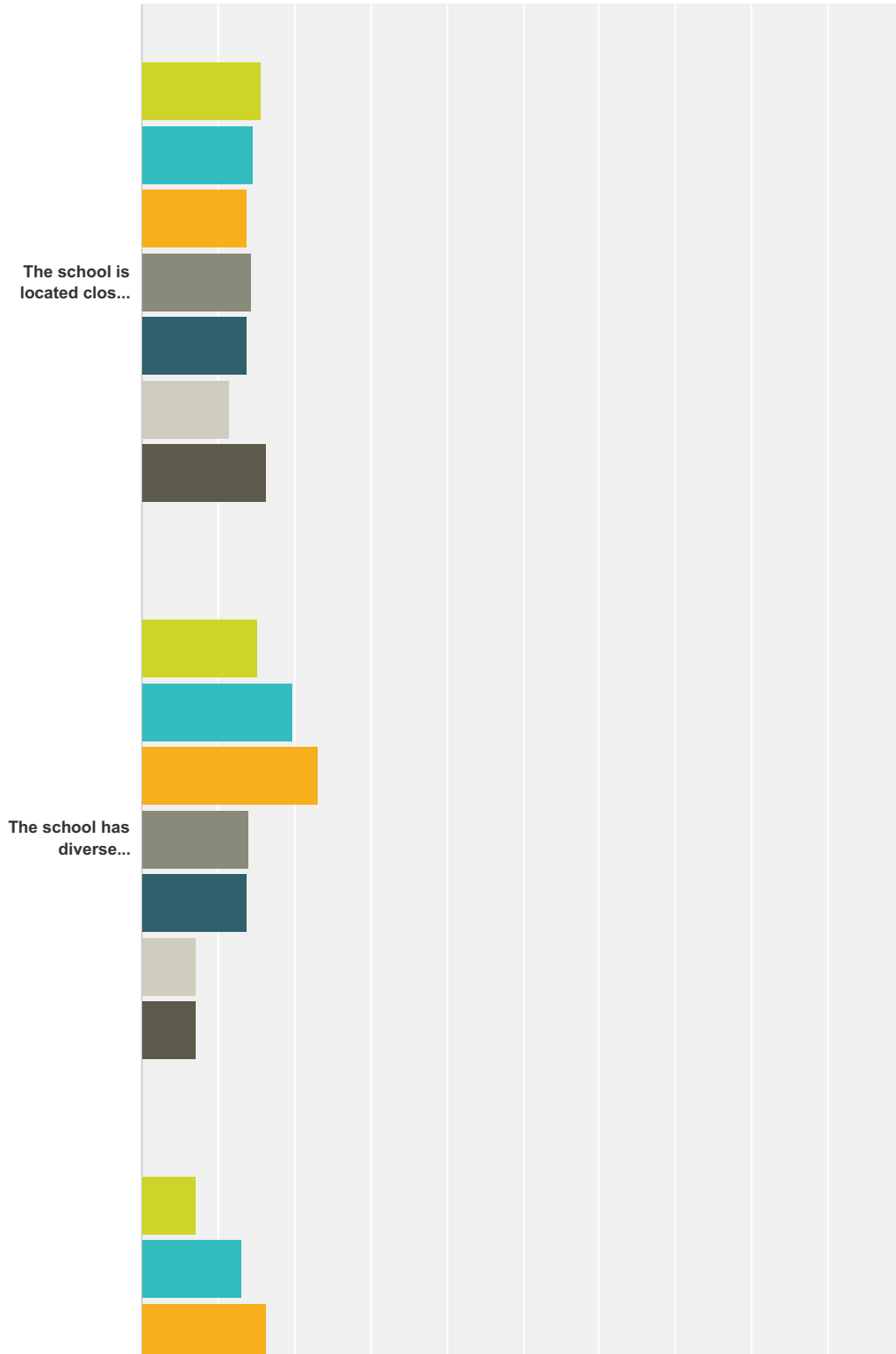
Answered: 918 Skipped: 201



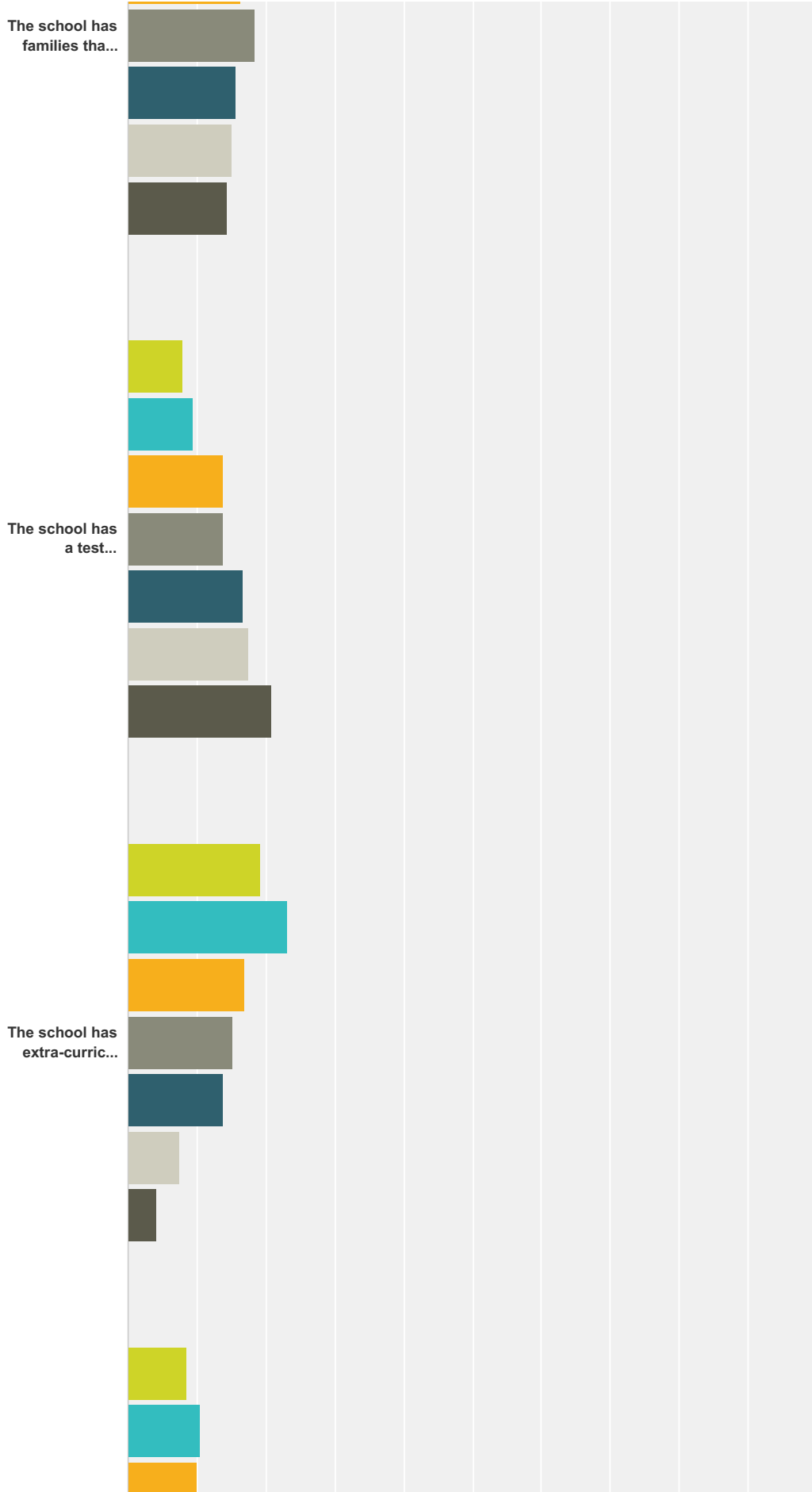
Answer Choices	Responses	
A	5.56%	51
B	6.54%	60
C	13.94%	128
D	14.92%	137
F	24.84%	228
I don't know	34.20%	314
Total		918

Q13 Rank the following characteristics in their order of importance to you when selecting a middle school. Rank the most important characteristic as 1 and the least important as 7. Use each number only once.

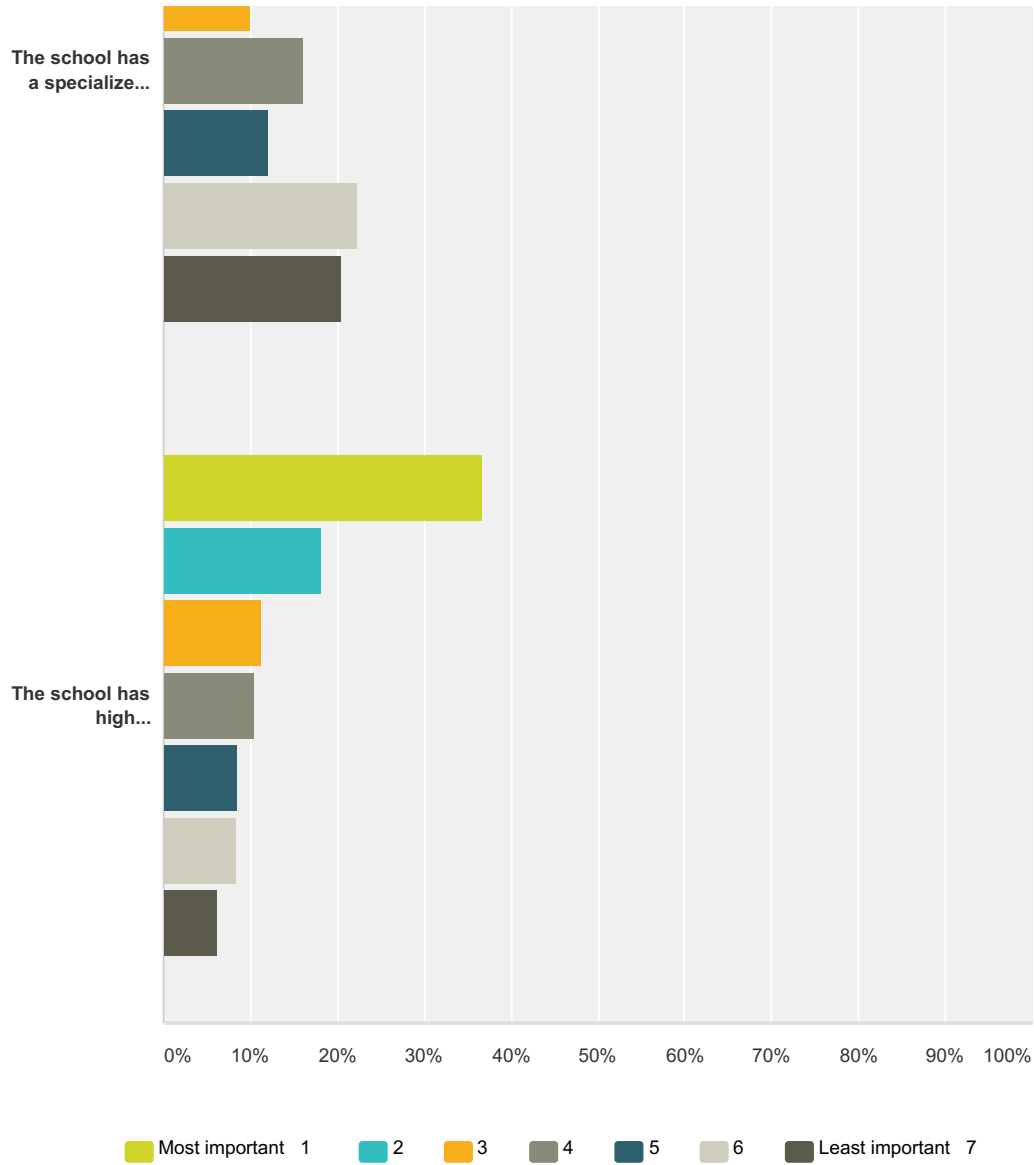
Answered: 748 Skipped: 371



South Middle School Survey



South Middle School Survey



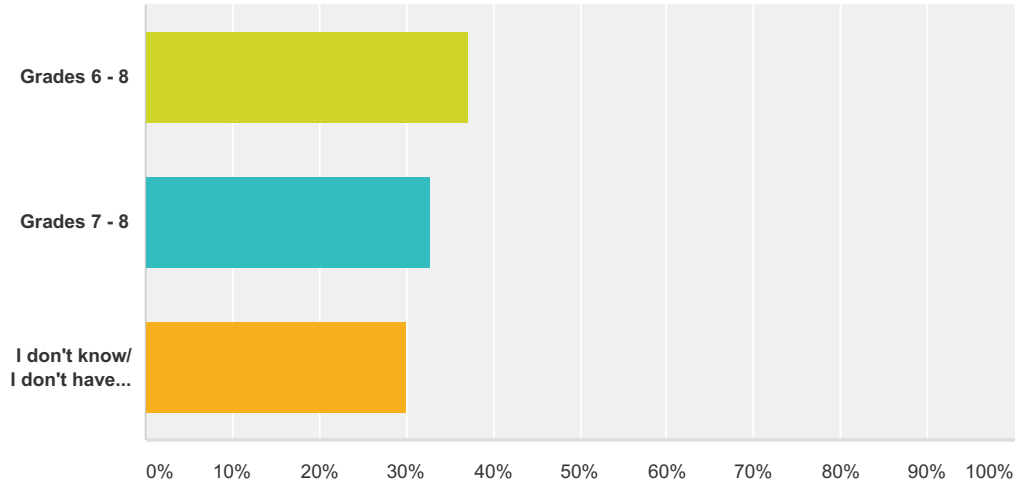
	Most important 1	2	3	4	5	6	Least important 7	Total
The school is located close to my home (1.5 mi or less)	15.70% 92	14.68% 86	13.82% 81	14.33% 84	13.82% 81	11.43% 67	16.21% 95	586
The school has diverse socioeconomic and racial demographics	15.34% 87	19.75% 112	23.10% 131	13.93% 79	13.76% 78	7.05% 40	7.05% 40	567
The school has families that I know also attend there	7.16% 40	13.06% 73	16.28% 91	18.43% 103	15.74% 88	15.03% 84	14.31% 80	559
The school has a test requirement or other performance criteria for admission	8.00% 46	9.39% 54	13.74% 79	13.74% 79	16.70% 96	17.57% 101	20.87% 120	575
The school has extra-curricular sports, music, arts, and theater offered	19.28% 113	23.21% 136	16.89% 99	15.19% 89	13.82% 81	7.51% 44	4.10% 24	586
The school has a specialized school theme or learning model for the entire school	8.66% 51	10.36% 61	10.02% 59	16.13% 95	12.05% 71	22.41% 132	20.37% 120	589
The school has high standardized test scores	36.77% 228	18.23% 113	11.29% 70	10.48% 65	8.55% 53	8.39% 52	6.29% 39	620

Q14 If a specialized school theme or learning model for the entire school is important to you, which model or theme do you seek?

Answered: 342 Skipped: 777

Q15 Which would you favor more: a middle school that served grades 6-8 or grades 7-8?

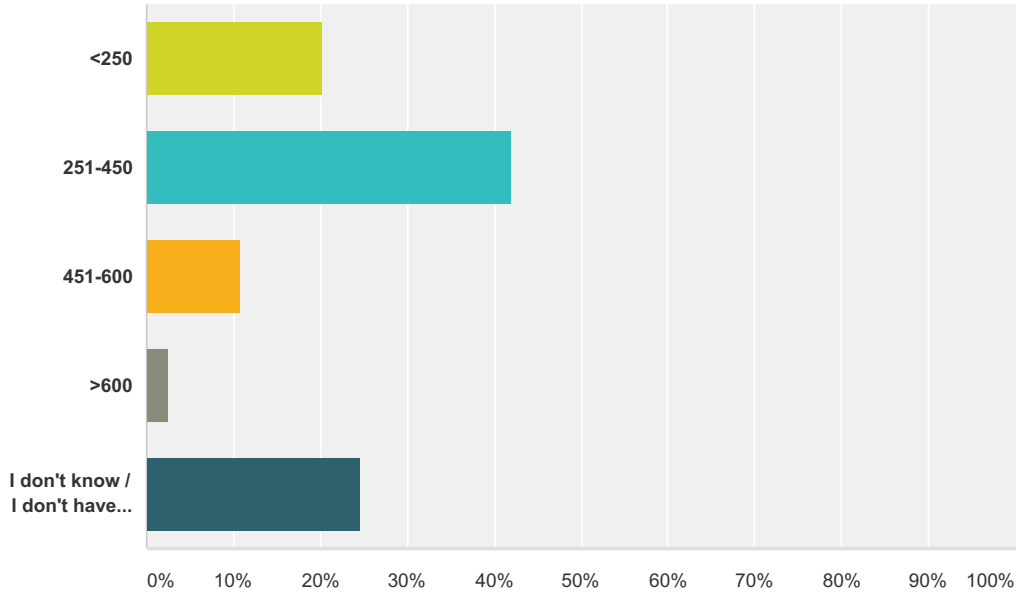
Answered: 792 Skipped: 327



Answer Choices	Responses	
Grades 6 - 8	37.25%	295
Grades 7 - 8	32.70%	259
I don't know/ I don't have a preference	30.05%	238
Total		792

Q16 What is your preferred school size for a 6-8 or 7-8 middle school? The numbers are for the entire school size, not per grade level (note: some programs/activities may not be possible with smaller school sizes).

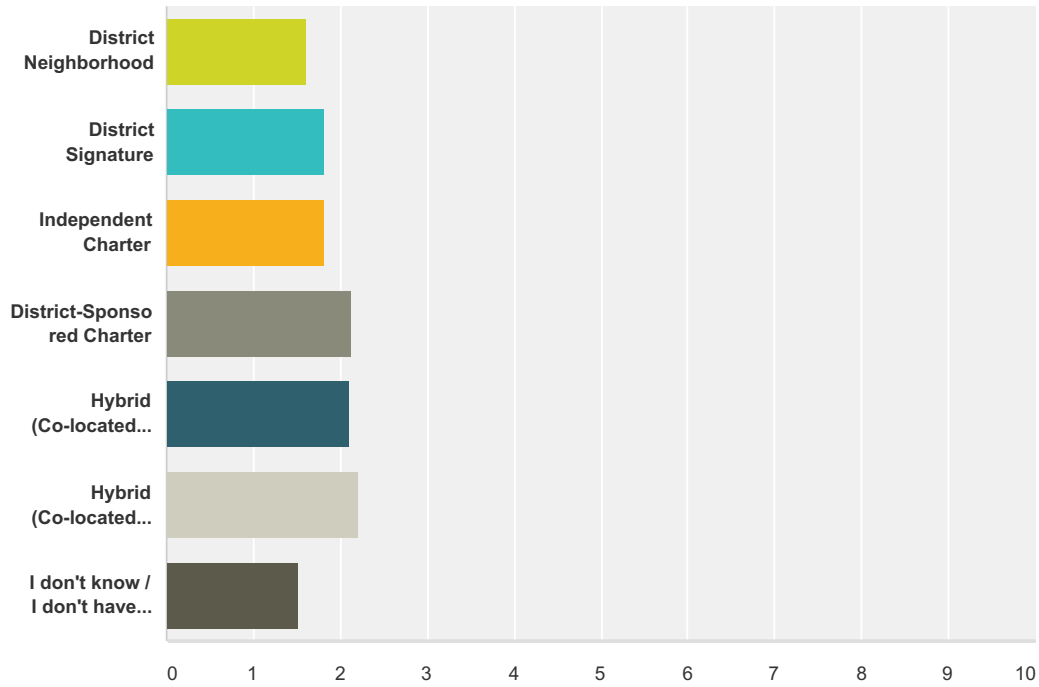
Answered: 789 Skipped: 330



Answer Choices	Responses	
<250	20.15%	159
251-450	41.95%	331
451-600	10.77%	85
>600	2.53%	20
I don't know / I don't have a preference	24.59%	194
Total		789

Q17 Rank the following school models that you would be most likely to support for a south public middle school (Select up to 3 options). See the notes below this question for further explanation of these models if needed.

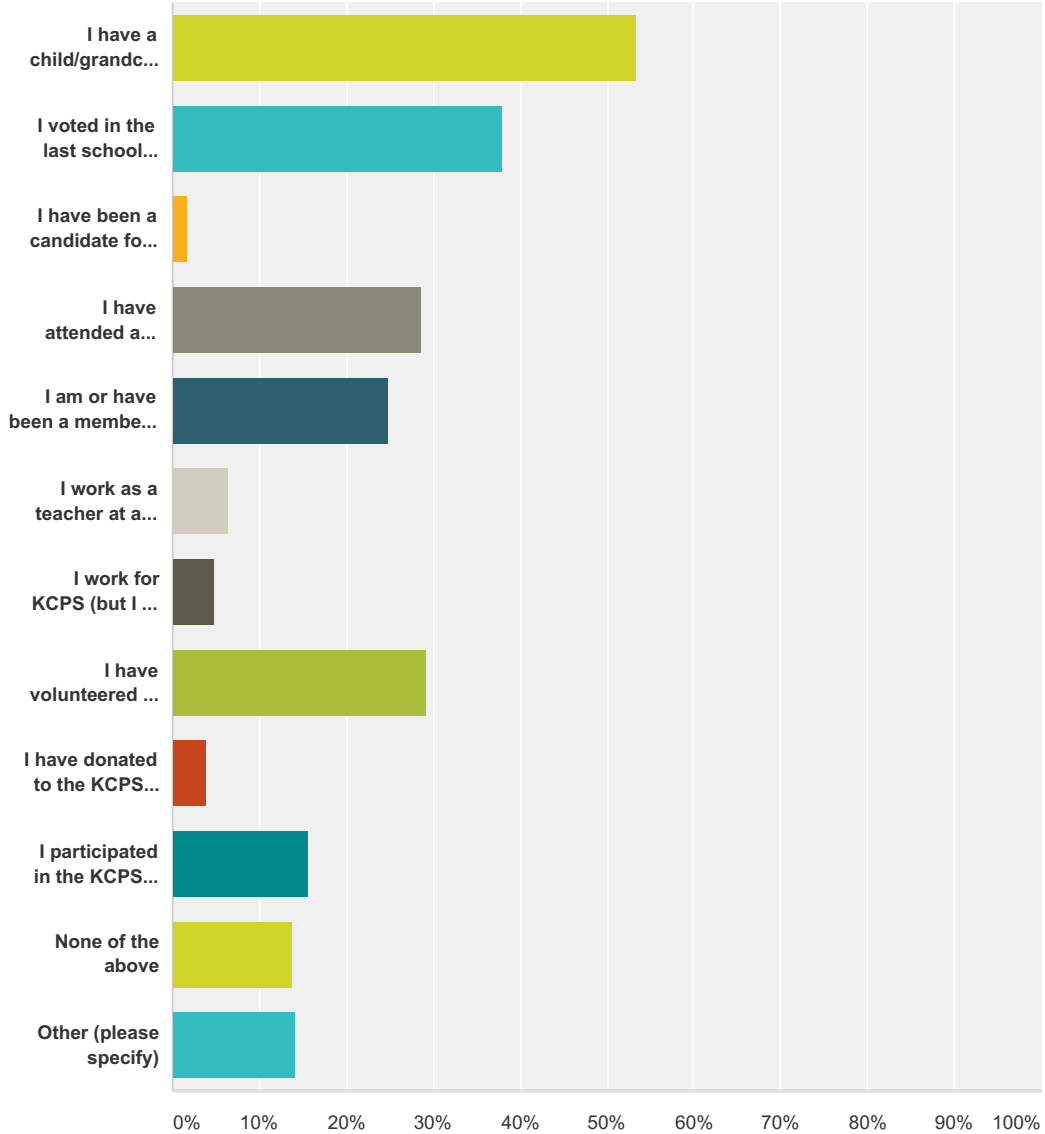
Answered: 821 Skipped: 298



	1	2	3	Total	Weighted Average
District Neighborhood	58.45% 218	23.06% 86	18.50% 69	373	1.60
District Signature	40.00% 134	38.21% 128	21.79% 73	335	1.82
Independent Charter	45.45% 125	28.00% 77	26.55% 73	275	1.81
District-Sponsored Charter	20.51% 56	46.52% 127	32.97% 90	273	2.12
Hybrid (Co-located District Neighborhood & Signature)	24.80% 61	39.43% 97	35.77% 88	246	2.11
Hybrid (Co-located District & Charter)	23.65% 48	32.02% 65	44.33% 90	203	2.21
I don't know / I don't have a preference	70.81% 148	5.26% 11	23.92% 50	209	1.53

Q18 How engaged are you with Kansas City Public Schools (KCPS)? Select all that apply.

Answered: 765 Skipped: 354



Answer Choices	Responses
I have a child/grandchild enrolled in a KCPS school.	53.46% 409
I voted in the last school board election.	37.91% 290
I have been a candidate for or representative on the KCPS school board.	1.70% 13
I have attended a school board meeting.	28.63% 219

South Middle School Survey

I am or have been a member of a SAC (School Advisory Committee), PTA/PTO, or other support organization for a school.	24.84% 190
I work as a teacher at a KCPS school.	6.41% 49
I work for KCPS (but I am not a teacher).	4.71% 36
I have volunteered at a KCPS school.	29.15% 223
I have donated to the KCPS Education Foundation (Catalyst Fund).	4.05% 31
I participated in the KCPS Master Plan meetings last year and/or am familiar with the current KCPS Master Plan. (summary can be found here: http://www.kcpublicschools.org/masterplan).	15.56% 119
None of the above	13.73% 105
Other (please specify)	14.25% 109
Total Respondents: 765	

Q19 Please provide 3 adjectives or short phrases to describe your ideal middle school.

Answered: 485 Skipped: 634

Q20 Please provide any additional comments or concerns.

Answered: 235 Skipped: 884

Q21 If you are interested in serving on a south middle school steering committee or would like to receive additional information/update, please share your contact information below OR send an email to communications@kcpublicschools.org.

Answered: 172 Skipped: 947

Answer Choices	Responses	
Name	99.42%	171
Email	89.53%	154
Phone Number	83.14%	143