

KANSAS CITY

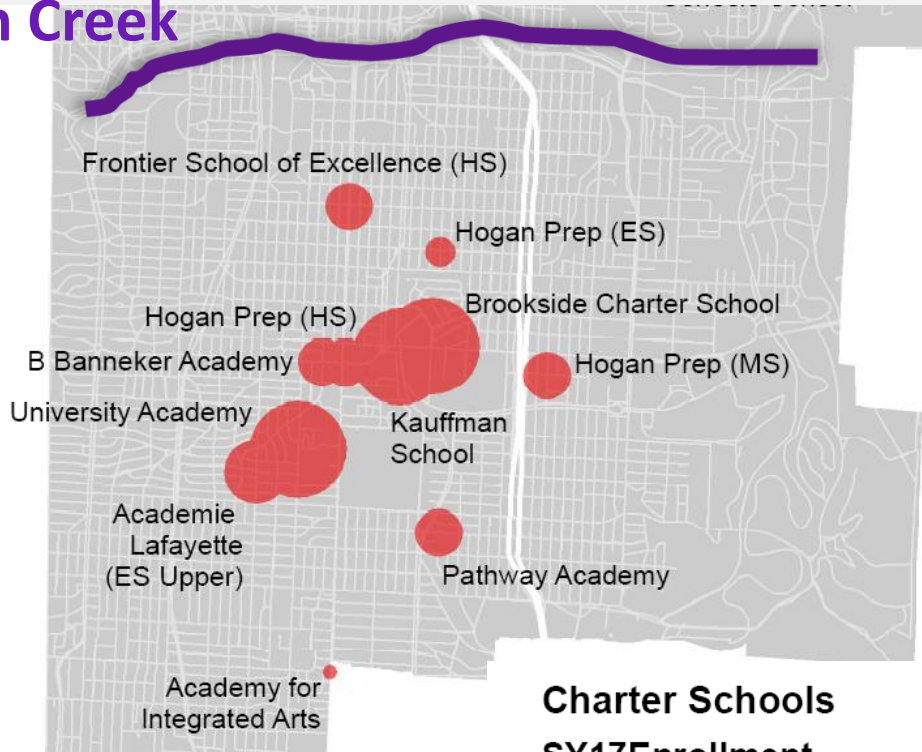
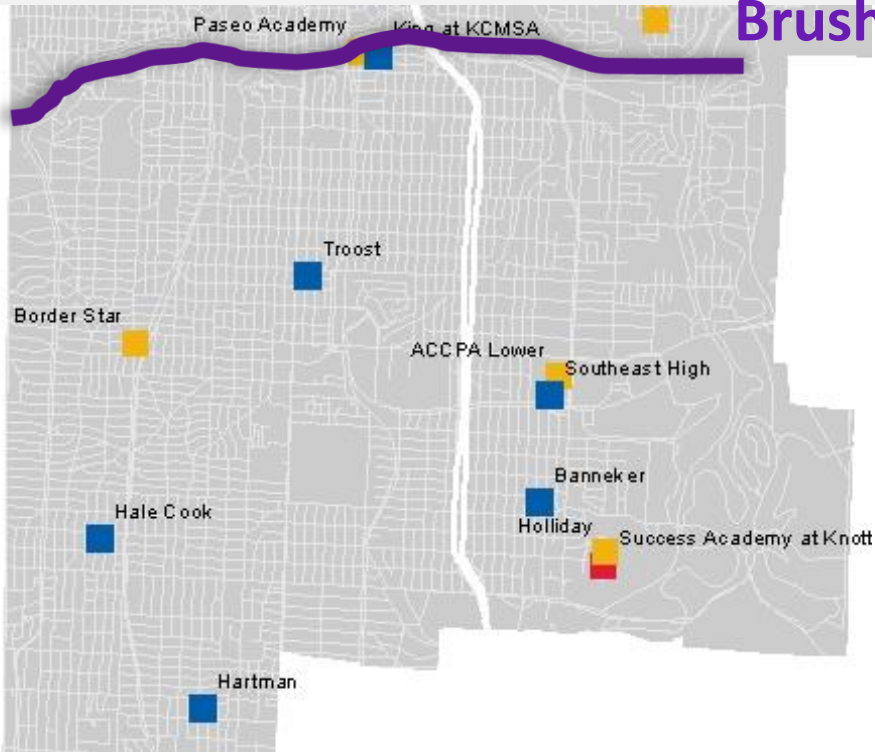
PUBLIC SCHOOLS



# South Middle School Steering Committee

January 21, 2017 – Meeting #1

# Brush Creek



- Neighborhood Schools
- Signature Schools
- Other Sites

**45%** decrease in # of school-aged children between 1980 – 2014

**26%** decrease in # of school-aged children between 2000 - 2014

## Charter Schools SY17 Enrollment

- Less than 200
- 200 - 299
- 300 - 400
- 401 - 500
- Over 500

# AGENDA

Introductions

Why Are We Here?

Steering Committee Roles and Responsibilities

Meeting Norms

Background/Context

Outcomes

Next Steps

# INTRODUCTIONS

Please introduce yourself and share why it's important to you to be part of the steering committee?

- Your name
- What school/grade your child(ren) is in or your role at your school or organization

Do you have any concerns or apprehensions about this committee or process?

## Why Are We Here?

Conduct an assessment and provide a recommendation to the Superintendent and School Board about the opportunities and challenges for creating a third middle school south of Brush Creek.

## Why Now?

KCPS master plan adopted in February 2016 recommended creation of the steering committee.

# STEERING COMMITTEE ROLES/RESPONSIBILITIES

This is a **steering committee led** exercise.

Committee members commit to being active participants with good attendance.

Committee members will serve as **representatives** for their schools/organizations (share information with and from their schools/organizations).

KCPS facilitators are here to provide data, ask questions, guide the conversation and record your responses.

At the end of our meetings (3-4), the steering committee will work towards **1 solution** that is endorsed by a majority of participants and reflects feedback shared throughout the process.

# COMMITTEE NORMS

- Please share your comments clearly and concisely so everyone has a chance to speak
- Only one person may speak at a time (raise your hand if necessary), so please do not interrupt anyone
- Please be respectful of the opinions of others. You are welcome to question statements made by other participants, but do it nicely
- Any additional norms to include?

# BACKGROUND/CONTEXT

- Feedback/Info from Master Plan
- SY2017 Middle School Data
- Feedback from Middle School Survey



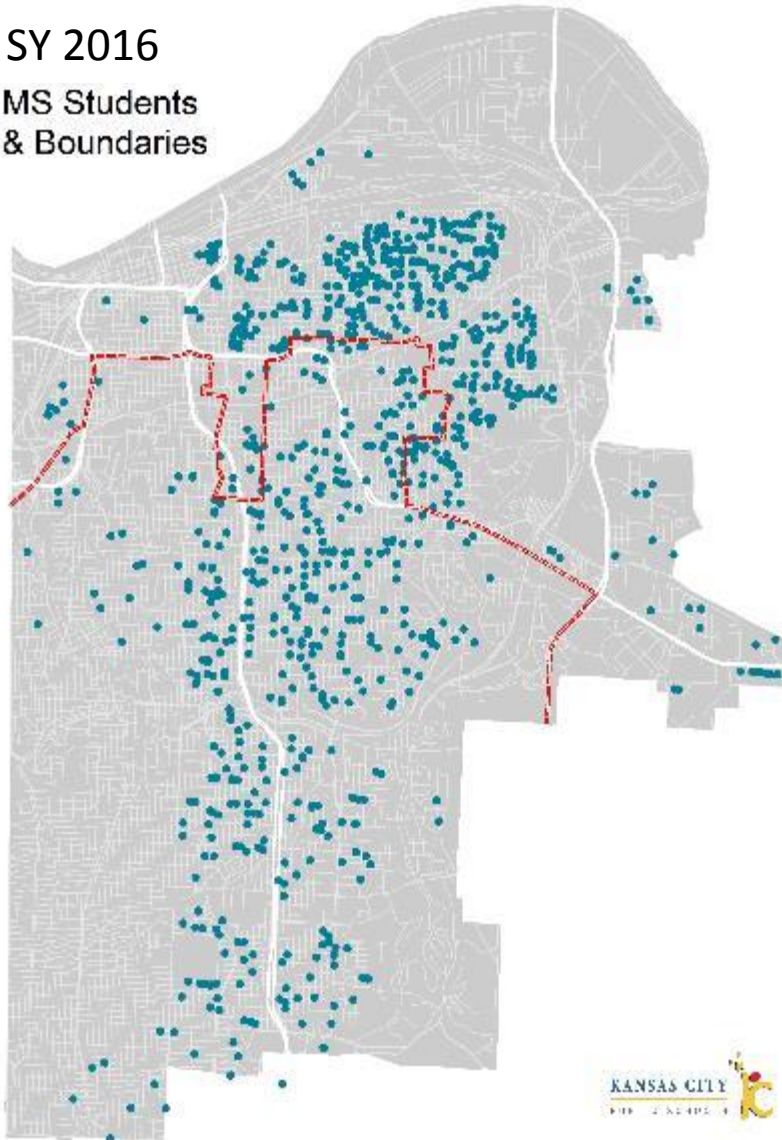
## FEEDBACK/INFO FROM MASTER PLAN

- Meeting held on Feb 4, 2016 for families south of Brush Creek to discuss MS and HS options
- Desire expressed for a high-performing neighborhood middle school that would feed from all neighborhood elementary schools south of Brush Creek (i.e., diverse)
- Recognition from participants that KCPS currently does not enroll enough students from south of Brush Creek to support a third school
- Desire to begin building relationships between parents at Banneker, Hale Cook, Hartman and Troost

# FEEDBACK/INFO FROM MASTER PLAN

SY 2016

MS Students  
& Boundaries



## SY2016 Enrollment vs. Capacity

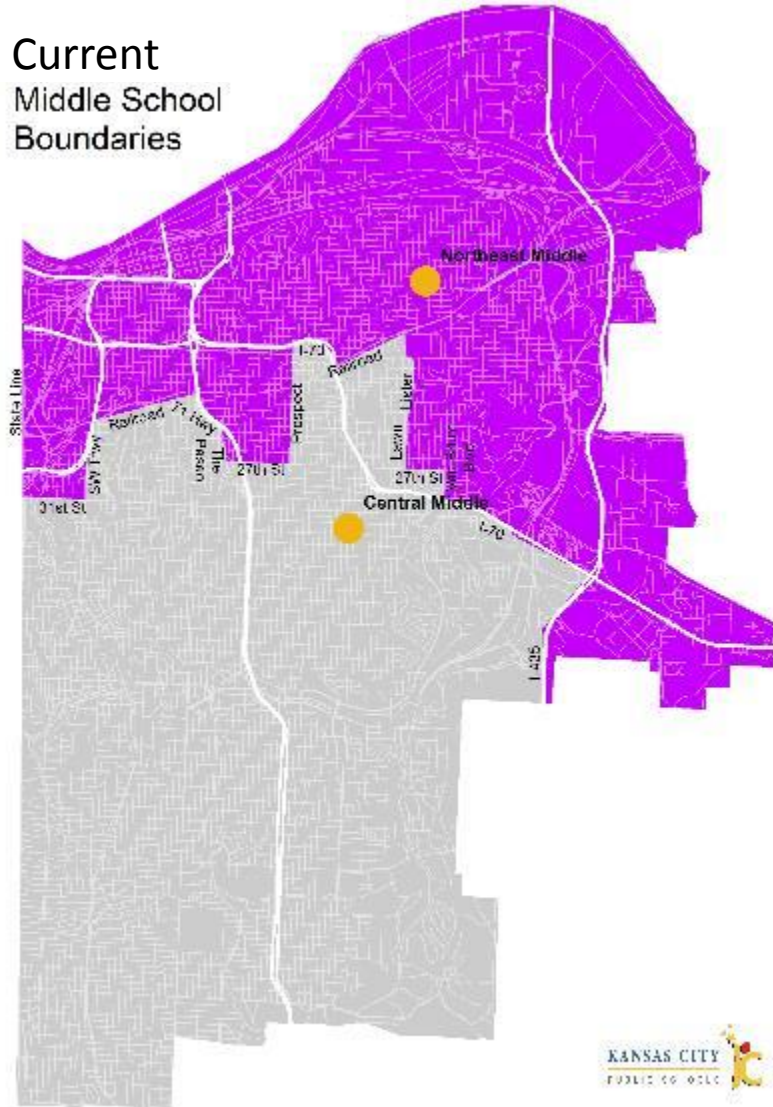
- ▶ 200 available seats at NE and Central Middle
- ▶ 36% of Central Middle students live south of Brush Creek

## Prospective 3<sup>rd</sup> MS students

- ▶ 376 KCPS 5th and 6th graders live south of Brush Creek

# FEEDBACK/INFO FROM MASTER PLAN

Current  
Middle School  
Boundaries



***Feeder system*** -  
neighborhood middle school  
attendance boundaries  
based on elementary school  
attendance boundaries

	School Size Standard	SY 17 Total
Central Middle	450 - 800	396
NE Middle		677
		<b>1,642</b>

# MIDDLE SCHOOL DATA (SY2017)

## KCPS

	7	8	Total
AC Prep/SE	21	43	64
FLA	52	57	109
Paseo	68	63	131
Lincoln	118	147	265
Central Middle	180	216	396
NE Middle	332	345	677
	<b>771</b>	<b>871</b>	<b>1,642</b>

## Charter Schools

	7	8	Total
Academie Lafayette	87	69	156
Genesis	22	22	44
SVN	22	23	45
Crossroads Academy	40	24	64
Banneker Academy	32	37	69
Della Lamb	49	37	86
Tolbert Academy	42	45	87
Brookside Charter	62	49	111
Allen Village	61	65	126
University Academy	65	67	132
Alta Vista	79	80	159
KIPP	74	89	163
Hogan Prep	128	128	256
Kauffman	173	144	317
Frontier	164	161	325
	<b>1,100</b>	<b>1,040</b>	<b>2,140</b>

Middle Schoolers attend

**21** different public school sites

**4** are stand-alone MS campuses

# 12%

reduction in overall enrollment for  
7<sup>th</sup> grade in SY2017 compared to  
6<sup>th</sup> grade enrollment in SY2016  
(KCPS and charter schools)

# BACKGROUND/CONTEXT

- Feedback/Info from Master Plan
- Middle School Data
- Feedback from Middle School Survey (Refer to Handout)

## Pages 1 & 2, Questions 1 & 2

- **1119** Responses
- **71%** have school aged children
- **15%** have children younger than school aged or plan to

## Page 4, Question 4

- **78%** have children in elementary school \*

## Pages 10-12, Question 5

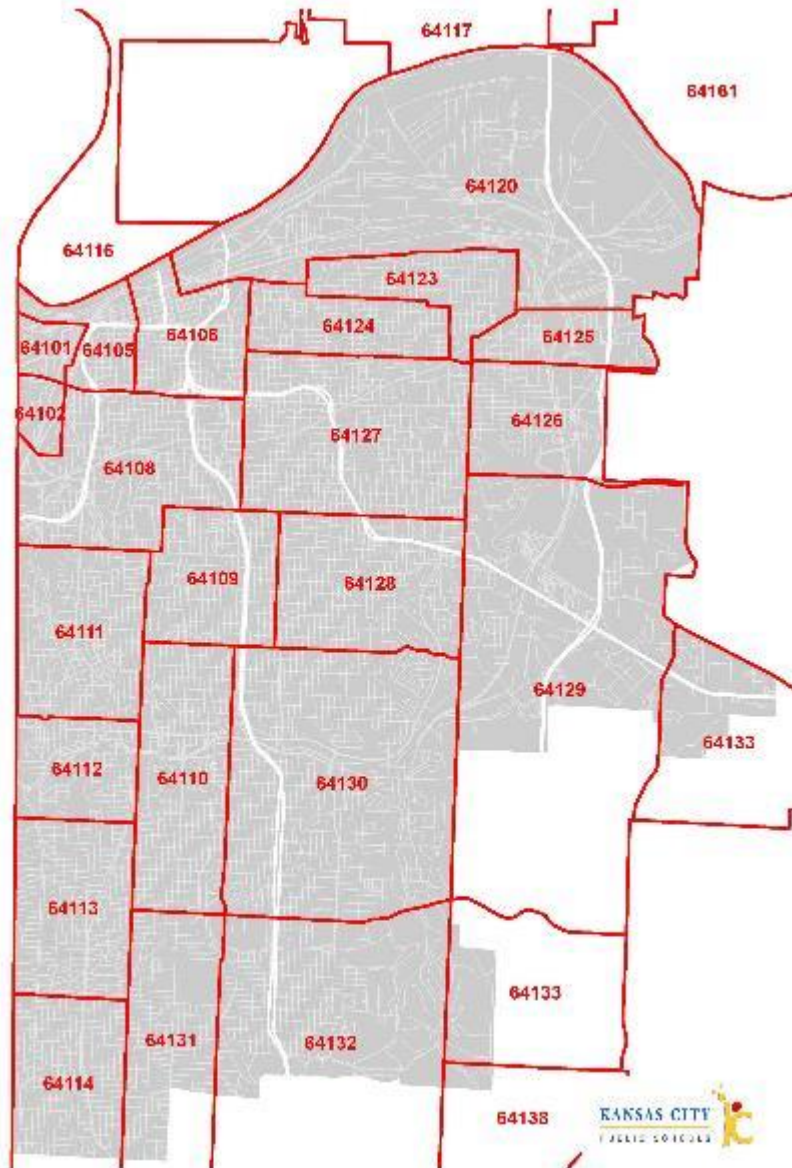
- **66%** attend KCPS schools \*
- **26%** attend charter schools \*

\* of those with school-aged children



# FEEDBACK FROM MIDDLE SCHOOL SURVEY

KCPS Boundaries and Zip Codes



## Page 14, Question 7

Zip Codes with most survey participants

## Page 18, Question 9

52% of respondents did not consider public schools when considering where to live

## Page 13, Question 6

**90%** give their child's school an "A" or "B" rating \*

## Pages 19-21, Questions 10-12

**43%** give neighborhood elementary school an "A" or "B"

**13%** give neighborhood middle school an "A" or "B"

**12%** give neighborhood high school an "A" or "B"

**24-41%** "don't know" what to grade their neighborhood schools

# NEXT STEPS

## EXTRA CREDIT HOMEWORK

[http://www.npr.org/sections/ed/2017/01/16/509325266/how-the-systemic-segregation-of-schools-is-maintained-by-individual-choices?utm\\_source=facebook.com&utm\\_medium=social&utm\\_campaign=npr&utm\\_term=nprnews&utm\\_content=20170116](http://www.npr.org/sections/ed/2017/01/16/509325266/how-the-systemic-segregation-of-schools-is-maintained-by-individual-choices?utm_source=facebook.com&utm_medium=social&utm_campaign=npr&utm_term=nprnews&utm_content=20170116)

Messages ●●○○○ 6:21 PM npr.org

### How The Systemic Segregation Of Schools Is Maintained By 'Individual Choices'

▶ Listen · 44:46

January 16, 2017 · 6:00 AM ET  
Heard on Fresh Air

FRESH AIR



LA Johnson/NPR

## NEXT STEPS

1. What data/information do you need as the committee evaluates this issue?

USE STICKY NOTES AT TABLE AND PLACE ON FLIPCHART

2. Is any group/organization missing from the steering committee?

USE STICKY NOTES AT TABLE AND PLACE ON FLIPCHART

## NEXT STEPS

### 3. Meeting availability/frequency in Feb/Mar?

USE (1) GREEN DOT TO IDENTIFY PREFERENCE FOR SAT AM VS WEEKDAY MEETING

USE (1) GREEN DOT TO IDENTIFY PREFERRED START TIME FOR WEEKDAY MEETINGS

USE (1) RED DOT TO IDENTIFY 1 DAY OF WEEK THAT IS MOST DIFFICULT FOR YOU TO ATTEND

USE (1) RED DOT TO IDENTIFY WHICH START TIME IS MOST DIFFICULT FOR YOU TO ATTEND

South Middle School Website –

<http://www.kcpublicschools.org/Page/5551>

KCPS Facilitator Contact –

Shannon Jaax – [sjaax@kcpublicschools.org](mailto:sjaax@kcpublicschools.org) – 816-418-7567