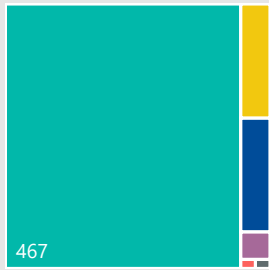


# Central High School



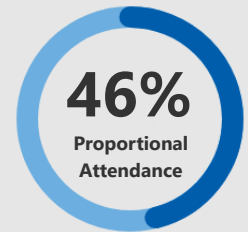
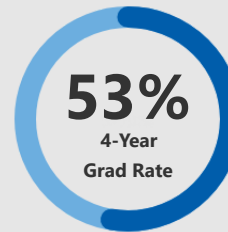
2018-19 school year  
Comprehensive school



525 Students

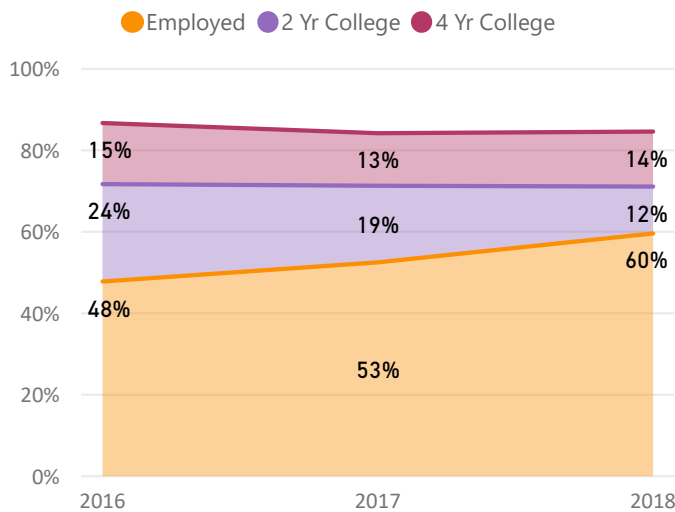
## Student Characteristics

American Indian	0.2%
Asian	0.0%
Black	89.0%
Hispanic	4.8%
Mixed Race	1.1%
Pacific Islander	0.2%
White	4.8%
ELL	1.3%
IEP	18.1%
In-Transition	5.7%



## Graduate Success

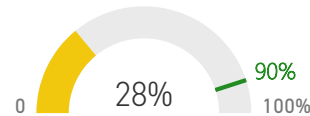
**Post-Grad Placement** follows up on graduates from the previous school year 180 days after graduation.



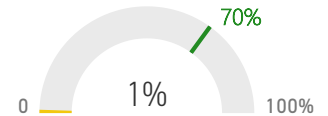
## School Climate

**The KCPS Stakeholder Survey** allows students in grades 3-12 and all teachers to share their perspectives on essential conditions for learning. School participation in this survey is critical.

### Teacher Participation



### Student Participation



## Discipline



### OSS Per Capita

80.5

Number of OS  
suspensions per 100  
students.

### Non-OSS Students

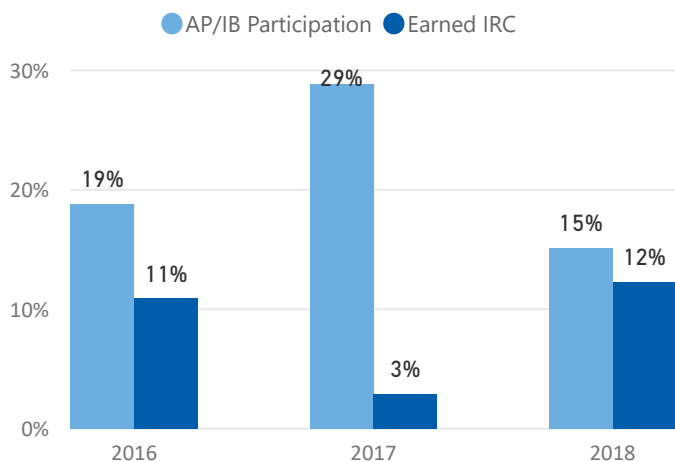
65%

Students who were not  
OS suspended during  
the school year.


## College & Career Readiness

**AP/IB Participation:** measures the percent of graduates who completed AP or IB classes.

**Earned IRC:** measures the percent of CTE graduates who earned industry recognized credentials.



## Student Mobility



### Churn Rate

61.3

Number of transfers in  
or out per 100 students  
enrolled.

### Stable Students

50%

Students enrolled in  
building for entire  
school year.

## Student Attendance

### Proportional Attendance

Weighted measure based on student hours with a 90/90 target.

### Chronic Absenteeism

Students who miss 10% or more of enrolled school days per year.

